








Standard colors and sizes

CARAT

all colors available with HR-Coating or F-Coating. R-Coating available for all colors except

⌵ Thickness

		Black Opal 7021	Black Opal 7020	Black Opal 7025	Black Opal 7024	Azurite 7041	Azurite 7040	Jade 7050	Sapphire 7060	Agate 7219	Sapphire 7061	Crystal 7010	Onyx 7090	Onyx 7091	Onyx 7099	Amber 7082	Amber 7080	Sahara 7000	Sahara 7002
Swisspearl Largo 	Max. useable, finished panel sizes 98 13/16" x 49 3/16" 5/16" 120 1/16" x 49 3/16" 5/16" 98 13/16" x 49 3/16" 1/2" 120 1/16" x 49 3/16" 1/2"																		
		98 13/16" x 36 5/8" 5/16" 120 1/16" x 36 5/8" 5/16"																	
Swisspearl Linearis 	Panel sizes 98 13/16" x 12" 5/16" 98 13/16" x 5 12/16" 5/16" 59 1/16" x 12" 5/16" 59 1/16" x 5 12/16" 5/16"																		
		Panel sizes 59 1/16" x 11 13/16" 5/16" 98 13/16" x 11 13/16" 5/16"																	
Swisspearl Modula 	Panel sizes 59 1/16" x 11 13/16" 5/16" 98 13/16" x 11 13/16" 5/16"																		
		98 13/16" x 36 5/8" 5/16" 120 1/16" x 36 5/8" 5/16"																	
Swisspearl interior 	Max. useable, finished panel sizes 98 13/16" x 49 3/16" 5/16" 120 1/16" x 49 3/16" 5/16" 98 13/16" x 49 3/16" 1/2" 120 1/16" x 49 3/16" 1/2"																		
		98 13/16" x 36 5/8" 5/16" 120 1/16" x 36 5/8" 5/16"																	

Customized colors:

Swisspearl has an unmatched competence and knowledge regarding special colors.

The printed colors may differ from the original shade of the color. To see the exact color, and when matching up colors on adjacent parts of a building, one must use the original panel samples. The natural ingredients used in the fiber cement panels will to some extent determine the unique character of the material. The intensity and color tone may vary slightly depending on the production batch.

t the Onyx and Amber colors.


GRAVIAL

VINTAGO
comes with a standard HR-Coating

VINTAGO - REFLEX

AVERA
comes with a standard HR-Coating

REFLEX



Attracta 4022

- Jade 4051
- Crystal 4112
- Crystal 4111
- Ivory 4091
- Ivory 4092
- Amber 4071
- Amber 4072
- Coral 4031

NOBILIS
all colors available with HR-Coating

- Amber 721
- Amber 723
- Granite 622
- Anthracite 221
- Azurite 421
- Azurite 422
- Jade 522
- Jade 521
- Granite 624
- Crystal 123
- Crystal 125
- Crystal 122
- Crystal 124

TERRA
all colors available with HR-Coating

- Amber 751
- Amber 752
- Amber 753
- Amber 754
- Amber 755
- Amber 756

PLANEA
all colors available with HR-Coating

- Midnight 231
- Jungle 532
- Cactus 531
- Skylight 131
- Igloo 932
- Seashell 933
- Snowflake 930
- Sunrise 831
- Sunset 832
- Ruby 334
- Crimson 933

